



VATTEN

The Scandinavian Water Collection

ALAN BELIM | 2025

THE CONCEPT



The Vatten Collection explores the physical and emotional states of water—Flow, Expansion, and Stillness.


By translating these fluid behaviors into solid Smoked Oak and soft Bouclé, the collection bridges the gap between organic chaos and Scandinavian rigidity. Each piece captures a specific moment in the water cycle, frozen in time.

STATES OF FLUX



THE DROP (IMPACT)

Energy Transfer. The sudden impact creates a radial expansion.



THE STREAM (FLOW)

Linear Momentum. Water seeks the path of least resistance, creating organic curves.



THE POOL (STILLNESS)

Equilibrium. The cessation of movement. Silence and reflection.

MATERIALITY & FINISHES



01.STRUCTURE

Smoked Ash Veneer
Matte Oil Finish



02.TOUCH

Recycled Wool Boucle
Unbleached Cream



03.PALETTE

Restricted CMF System

THE PERSONA



Name: ELIAS

38 | Creative Director | Stockholm

Elias lives in a converted industrial loft. His professional life is high-paced, digital, and noisy. When he enters his home, he enforces a strict 'analog' rule to decompress.

He doesn't buy furniture to fill space; he collects sculptural objects that offer physical grounding. He values permanence, tactile materials, and silence.





The Needs

Tactility: Needs materials that engage the touch (Bouclé, Wood grain).

Flow: Wants furniture that encourages movement, not rigid posture.

Sanctuary: Requires objects that reduce visual noise.

FORM EVOLUTION

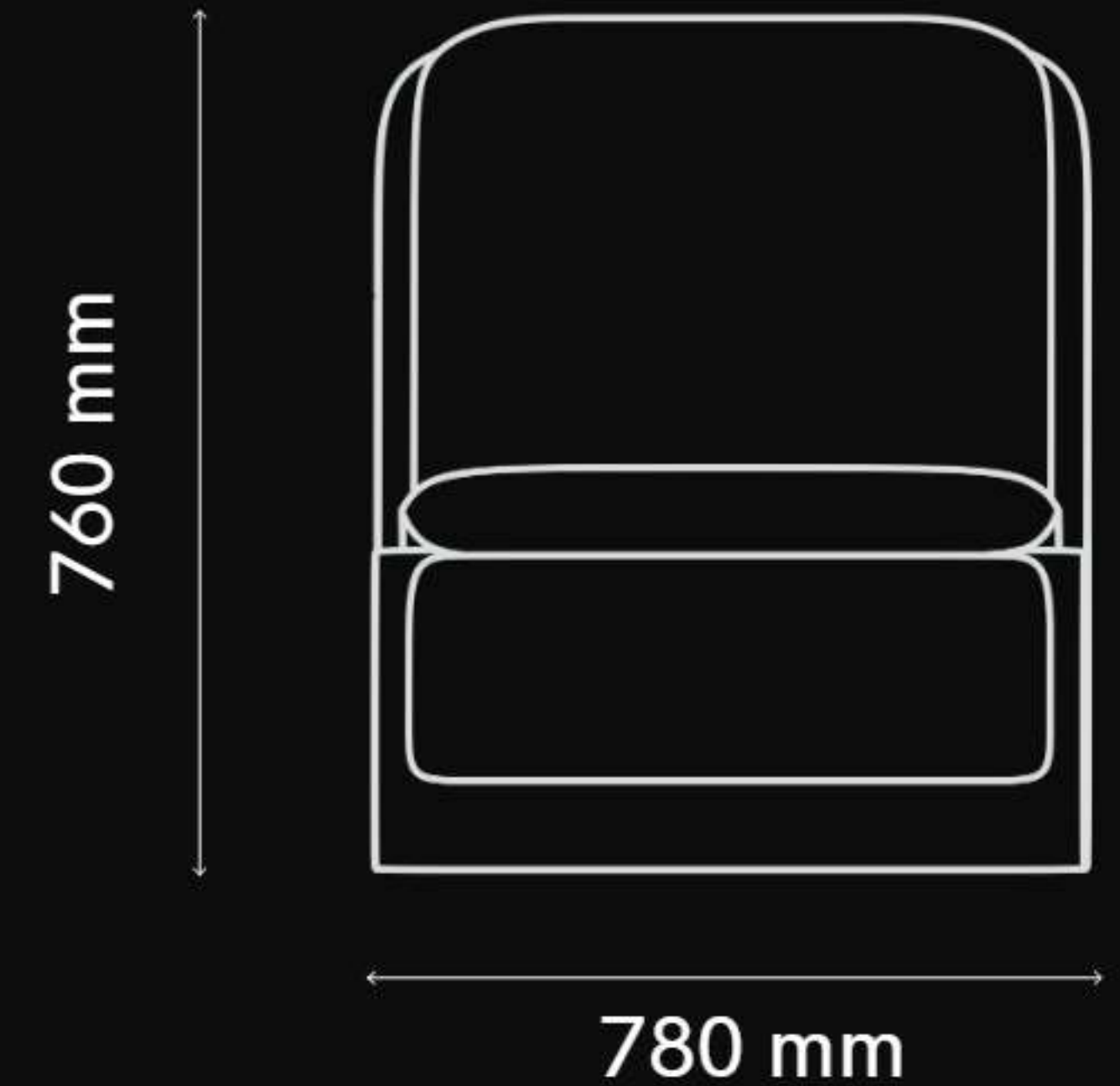
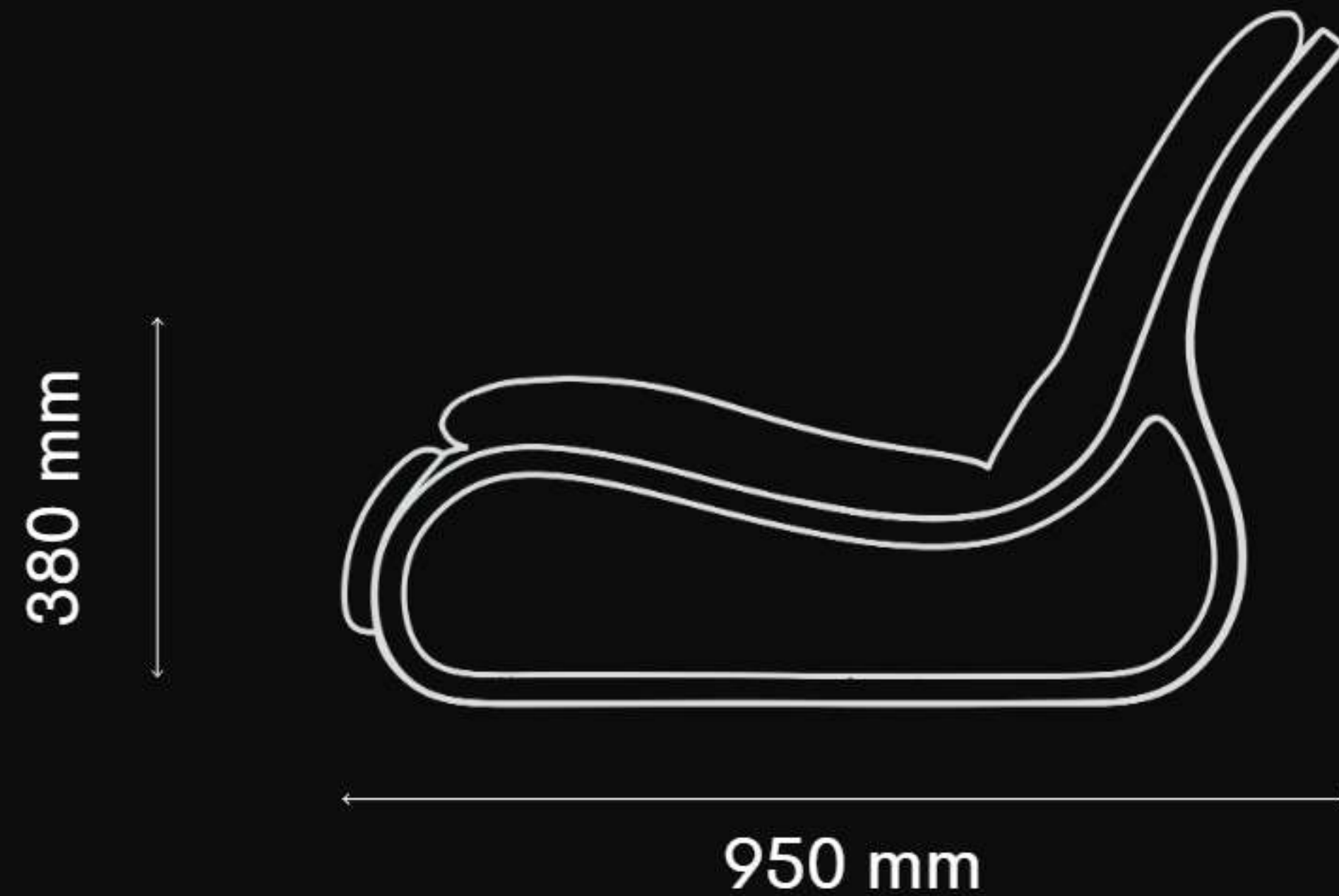




STRÖM

The Lounge Chair | A Study
in Flow

Ström embodies the continuous movement of a river current. The silhouette is defined by a single, uninterrupted loop of steam-bent Ash that forms the base, seat, and backrest in one gesture. It creates a suspension effect, holding the user in a state of weightless flow.



TECHNICAL SPECIFICATIONS

Dimensions L 950 × W 780 × H 760 mm (Seat Height: 380 mm)

Materials Structure: Steam-bent Laminated Ash Veneer

Finish: Smoked Matte Oil

Upholstery: High-resilience foam with Wool Bouclé

Features: The continuous "infinity loop" frame acts as a natural cantilever, providing slight flex for ergonomic comfort. The silhouette is achieved through advanced steam-bending techniques, eliminating visible joinery.



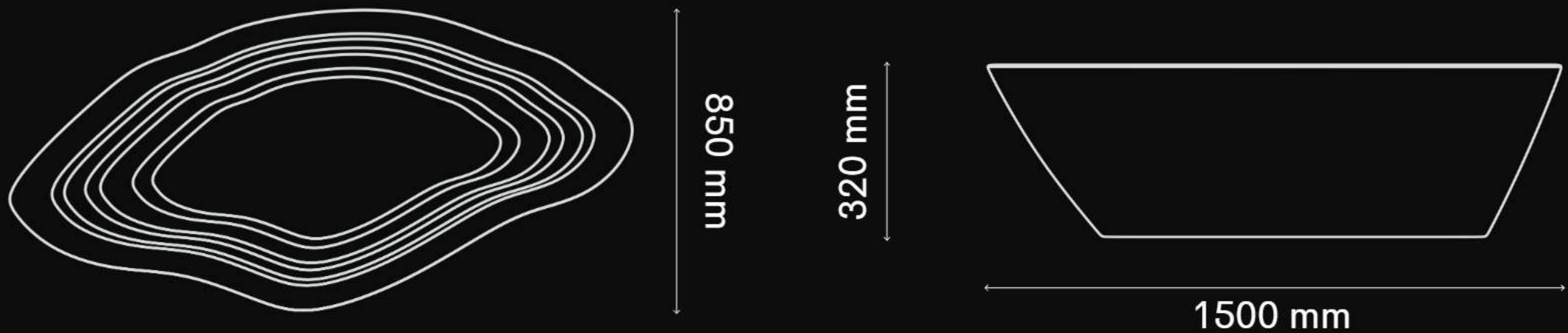
Fig 03. Continuous steam-bent lamination eliminates visible joinery.



VÅG

The Coffee Table | A Study
in Resonance

Våg captures the fleeting moment of impact—frozen in solid Ash. The surface features deep, concentric reliefs that mimic the radial energy of a water drop. By translating fluid physics into a static wooden form, the table becomes a tactile center of gravity for the living space.



TECHNICAL SPECIFICATIONS

Dimensions L 1500 × W 850 × H 320 mm

Materials Structure: Solid Ash Block Construction (CNC Milled)

Finish: Smoked Matte Oil (Hand-rubbed)

Core: Weighted internal MDF structure for stability

Features: Surface features deep, precision-milled concentric reliefs inspired by fluid dynamics. The edges are soft-beveled to encourage tactile interaction. Heavy-weight base anchors the room.



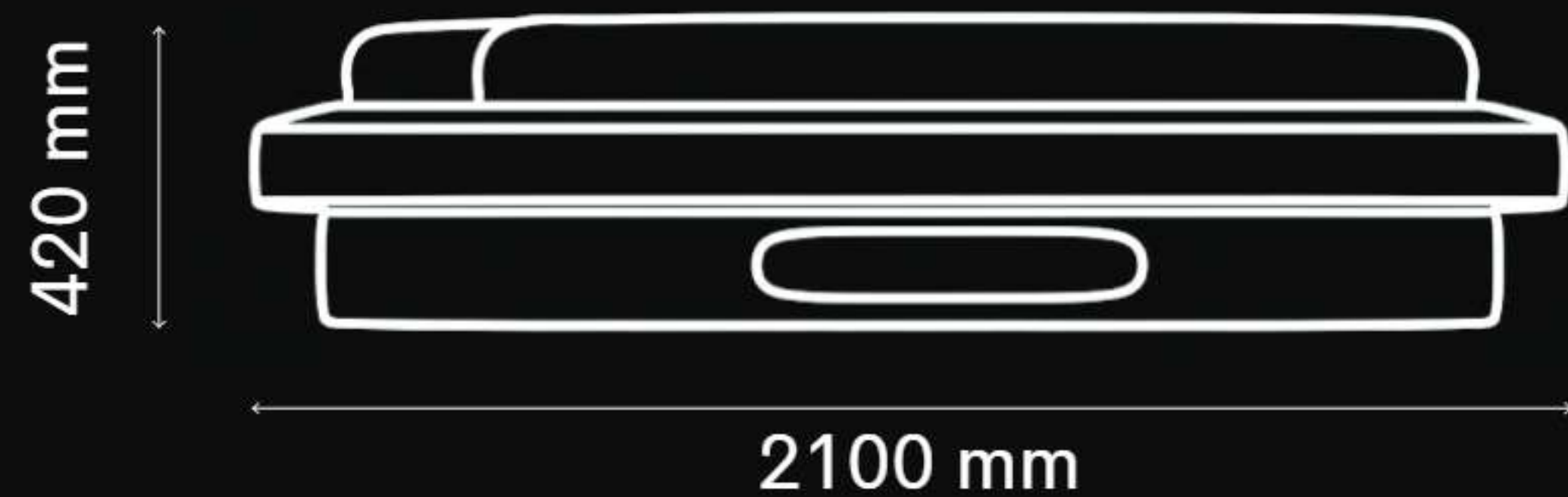

Fig 02. Precision-milled concentric relief detailing in solid Ash.



VILA

The Daybed | A Study in Stillness.

Vila is an island of calm. Designed to encourage a reclined, low-posture state of rest. The organic oak base cradles a soft bouclé landscape, mimicking a stone sitting in a dark pool.



TECHNICAL SPECIFICATIONS

Dimensions L 2100 x W 950 x H 420 mm

Materials Base: Smoked Ash Veneer (Matte Oil Finish)

Upholstery: Recycled Wool Bouclé (Cream)

Internal: Birch Plywood carcass

Features: Integrated push-to-open storage drawer. Seamless veneer wrapping. High-density foam core.



Fig 01. Concealed storage with continuous grain matching.

VATTEN

Designed by Alan Belim
Product Design Portfolio | 2025

